




EASY PRIME VALVE

The Easy Prime Valve is fitted to aid the initial priming of water to the pump by reducing the resistance in the high pressure line. It also eases the operation of starting the engine using the recoil pull.

Follow these easy steps....



- 1** Open the Easy Prime Valve. (Pic 1)
- 2** Start engine.
- 3** Wait until there is a solid stream of water coming out of the valve (Pic 2)
- 4** Close valve (Pic 3)
- 5** Your machine is now ready to use

Tips to help prime the pump

- Ensure water supply is sited above the pump inlet to enable gravity feed
- Before attaching the suction hose & filter fill with water by submerging in a bucket
- Run the engine at reduced revs until the pump is primed

Trouble shooting – if you are having trouble priming your machine check the following...

- No air leaks in the suction line - check hose connection and for damage to hose
- Suction & inlet filter are clean and clear of debris